



AVALON

*Squaw Creek*



# Course Map

Tee	Yardage	Slope Rating
5	7277	145 / 75.7
4	6961	140 / 74.4
3	6438	134 / 72
2 M	5801	128 / 69
2 W	5801	138 / 74
1	4980	125 / 69.2





*Squaw Creek is one of the oldest championship-caliber golf courses in the Midwest.*

### ***USGA Rules of Golf And The Following Local Rules Govern All Play -***

- Embedded Ball Rule shall be played through the green.*
- Out of Bounds is defined by white stakes and all perimeter fencing around the outside of the golf course.*
- All water hazards are deemed lateral and are defined by the break in the terrain leading to the water. Rock walls are considered to be inside the hazard.*
- Free relief is given from all staked trees, landscaped areas, flower beds, and tire ruts.*
- Cart paths and roads are immovable obstructions. Proper relief may be taken.*
- Please replace all divots, fix ball marks, and rake used bunkers.*
- Players should play at a good pace. It's the group's responsibility to keep up with the group ahead.*
- Play the appropriate tees for your skill level.*

***All sprinkler heads marked in this book are measured to the middle of the green, and are indicated with a white dot ( ○ ).***



# 1

## Par 4

5- 311  
4- 311  
3- 282  
2- 232  
1- 182

Position 5 -	406
Position 4 -	406
Position 3 -	370
Position 2 - M -	325
Position 2 - W -	325
Position 1 -	276

*This opening hole is a slight dogleg right par 4.*

*Beware of the creek that meanders along the fairway.*

*Long hitters should consider a long iron or fairway wood off the tee.*

*The approach plays slightly longer than the yardage to a flat green.*

1

2

3

4/5

29



# 2

## Par 4


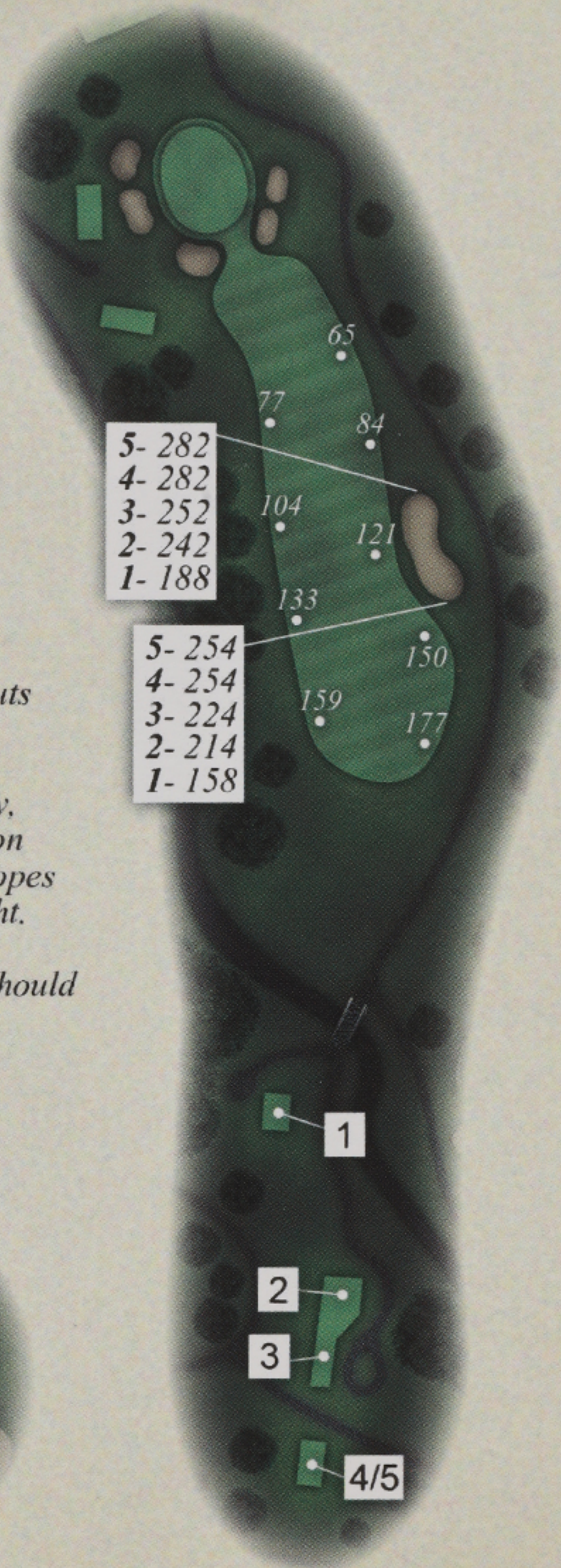
Position 5 -	387
Position 4 -	387
Position 3 -	353
Position 2 - M -	340
Position 2 - W -	340
Position 1 -	282

*Deceptive.*

*This dogleg left par 4 puts a premium on accuracy.*

*After finding the fairway, you will have a short iron into the green, which slopes severely from left to right.*

*Two well played shots should leave you with a good birdie opportunity.*





# 3

## Par 3

Position 5 -	204
Position 4 -	175
Position 3 -	160
Position 2 - M -	152
Position 2 - W -	152
Position 1 -	142

5- 215  
4- 185  
3- 185  
2- 169  
1- 156


5- 185  
4- 155  
3- 155  
2- 139  
1- 128



*A visually appealing par 3 that can play a lot tougher than it looks.*

*Hitting the middle of this large undulating green will leave you with the easiest opportunity to make a 3.*

*Beware of the bunkers surrounding the green.*





# 4

## Par 5


Position 5 -	548
Position 4 -	548
Position 3 -	522
Position 2 - M -	448
Position 2 - W -	448
Position 1 -	409

*This is the best scoring opportunity on the front nine.*

*Find the fairway on this short par 5 and you could be putting for an eagle.*

*If you must lay-up, be sure to do so on the left side, while avoiding the fairway bunkers.*

*This green slopes extremely from back to front.*





# 5

Par 4

5- 263  
4- 263  
3- 250  
2- 191  
1- 150

5- 235  
4- 235  
3- 222  
2- 161  
1- 120

57  
84  
112  
141  
170  
199  
70  
97  
127  
155  
184  
211

1

2

3

4/5

Position 5 - 360  
Position 4 - 360  
Position 3 - 345  
Position 2 - M - 250  
Position 2 - W - 250  
Position 1 - 248

*Don't let her yardage fool you on this short dogleg right, par 4.*

*Attempting to hit driver off the tee could result in an ugly score.*

*Play it safe with a long iron or a fairway wood leaving yourself a short approach shot which could be rewarded with birdie!*

28





# 6

## Par 3

Position 5 -	206
Position 4 -	206
Position 3 -	192
Position 2 - M -	178
Position 2 - W -	178
Position 1 -	143

*The hardest of Squaw Creek's par 3's demands precision.*

*Be cautious... if you miss this green left, your ball could find a watery grave in a lake that cannot be seen from the tee.*

*This challenging green slopes from back to front.*

*Par here is always a great score.*

5- 218  
4- 218  
3- 203  
2- 188  
1- 156

5- 192  
4- 192  
3- 177  
2- 162  
1- 130


1

2

3

4/5

26





# 7

## Par 4

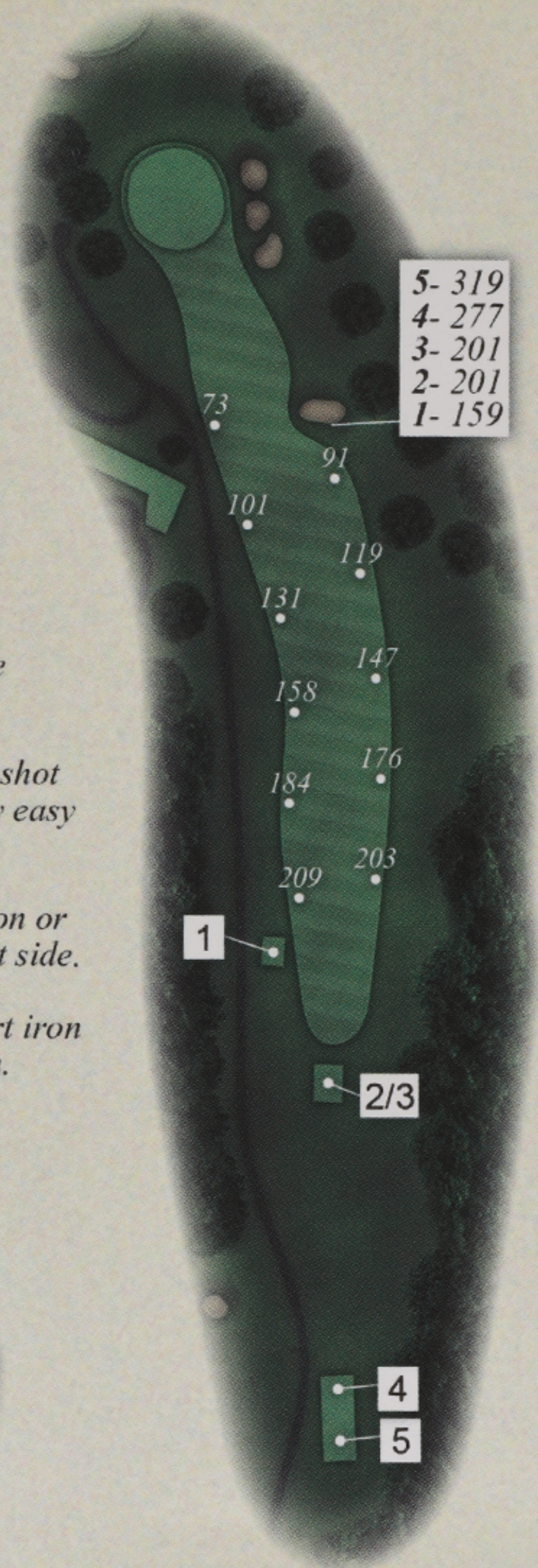
Position 5 -	425
Position 4 -	374
Position 3 -	283
Position 2 - M -	283
Position 2 - W -	283
Position 1 -	242

*Long hitters can get close to this green in one.*

*However, a wayward tee shot could make this relatively easy hole quite difficult.*

*The safe play is a long iron or fairway wood up the right side.*

*This will leave you a short iron into this very tricky green.*



5- 319  
4- 277  
3- 201  
2- 201  
1- 159

73

91

101

119

131

147

158

176

184

209

203

1

2/3

4

5

31





# 8

## Par 4

Position 5 -	448
Position 4 -	448
Position 3 -	422
Position 2 - M -	404
Position 2 - W -	404
Position 1 -	325

*This long, uphill par 4 can often derail a good round.*

*Hitting your best drive of the day will help you to reach this green in two.*

*Position A is up the left side of this dogleg right, your approach shot will play into a prevailing wind.*

*Using one extra club is advised.*

*Making 4 here is a bonus.*

5- 289  
4- 289  
3- 281  
2- 263  
1- 166

71  
98  
87  
114  
130  
140  
158  
168  
190  
193  
215  
219

1

2

3

4/5

33





# 9

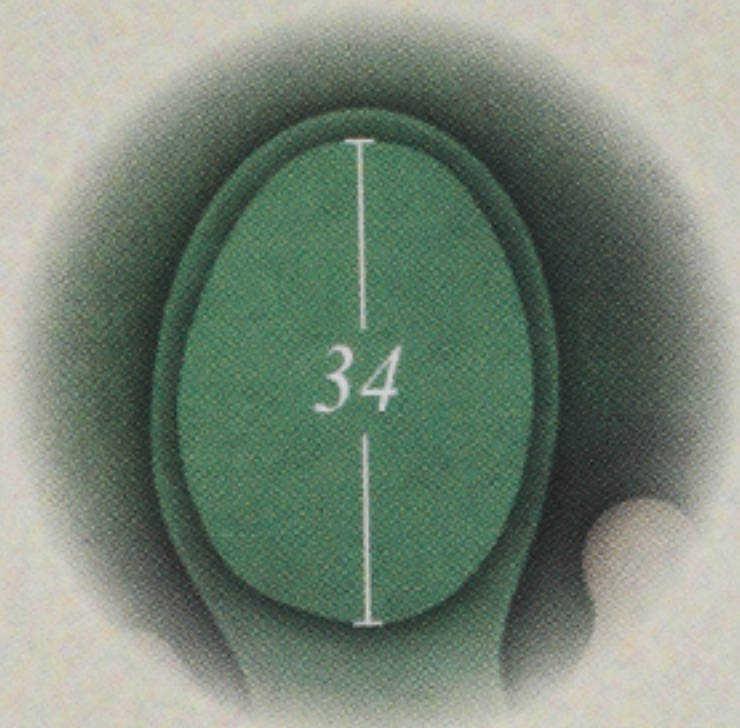
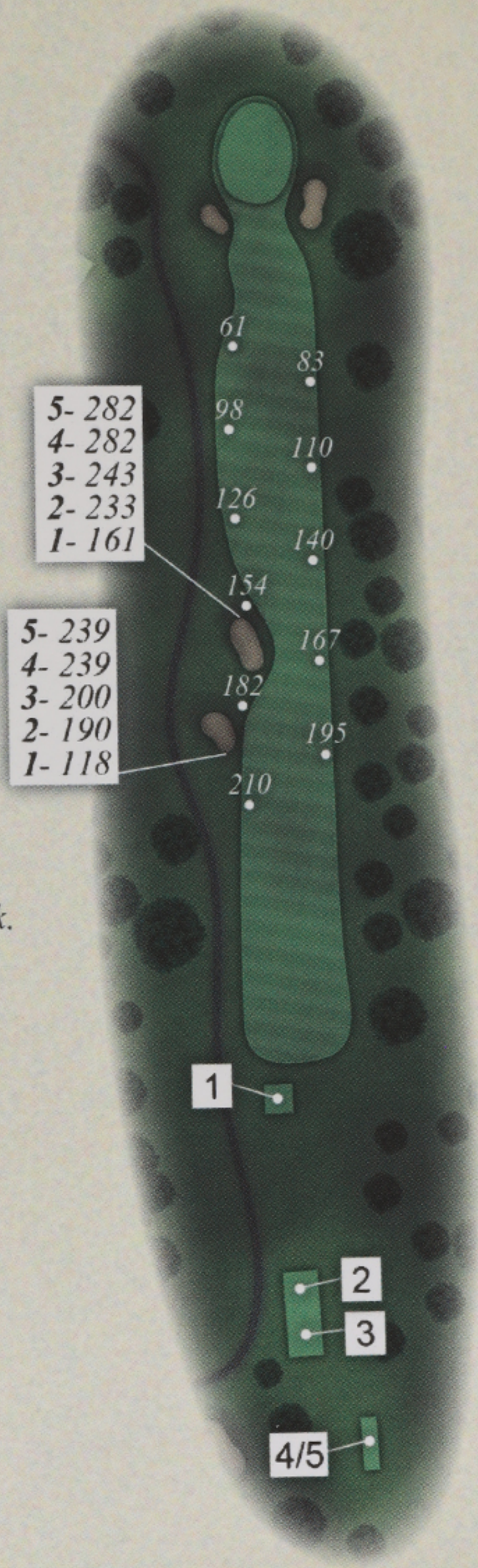
## Par 4

Position 5 -	439
Position 4 -	439
Position 3 -	405
Position 2 - M -	395
Position 2 - W -	395
Position 1 -	320

*With fairway bunkers up the left side, this is one of the longer par 4's on the front nine.*

*A downhill approach shot plays a little short to a green that slopes from front to back.*

*Make a 4 on this front nine finisher and you did well.*





# 10


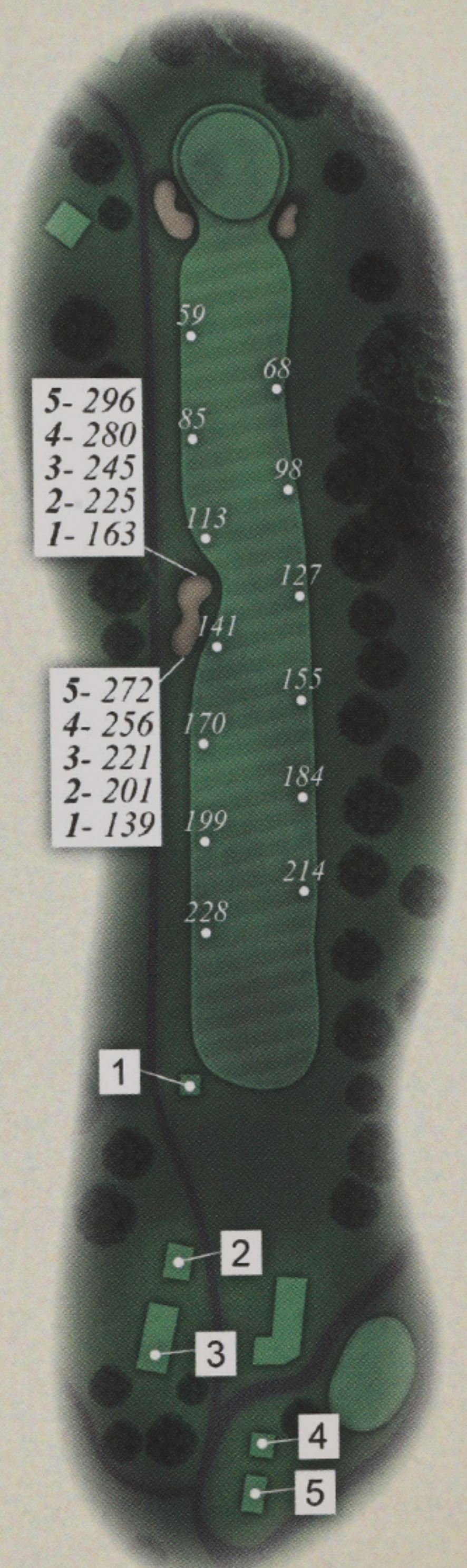
Par 4

Position 5 -	431
Position 4 -	413
Position 3 -	376
Position 2 - M -	354
Position 2 - W -	354
Position 1 -	295

*Placement of the tee shot is very important on the first hole of our back nine.*

*Navigate the bunker on the left side of the fairway, and you will be set up with a mid to short iron to a flat green.*

*Birdie is possible here.*





# 11

Par 5

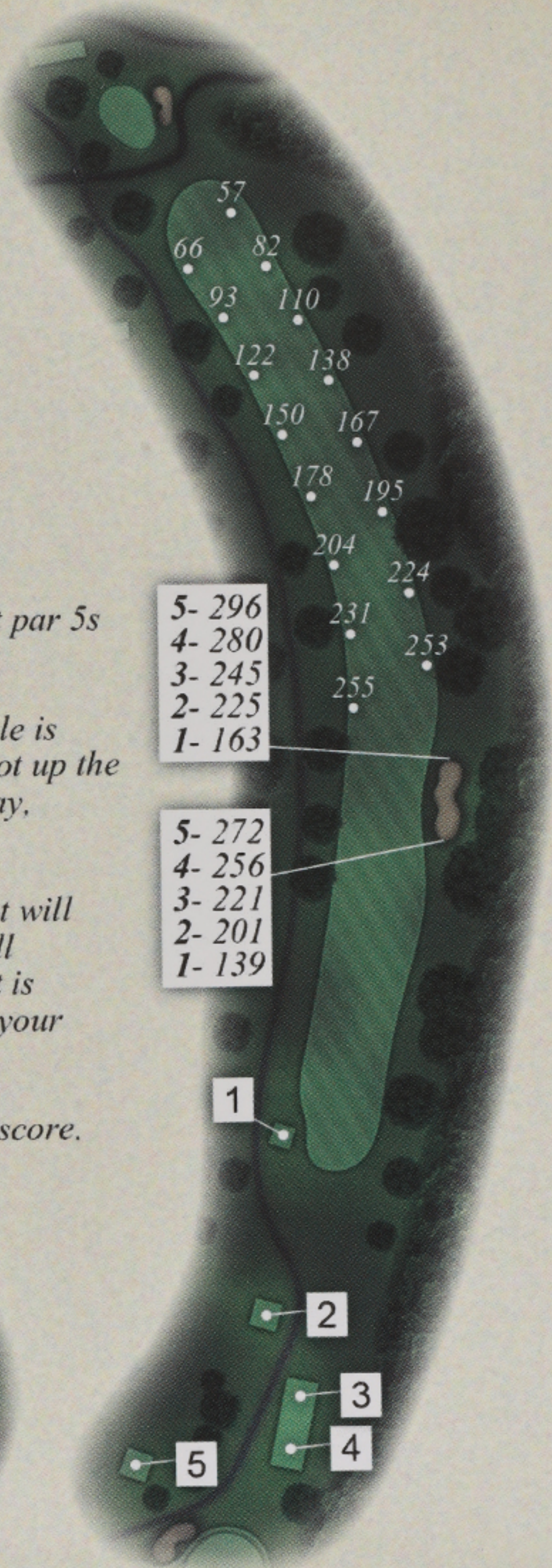
Position 5 -	628
Position 4 -	579
Position 3 -	562
Position 2 - M -	522
Position 2 - W -	522
Position 1 -	452

*The first of three difficult par 5s on the back nine.*

*This slight dogleg left hole is best played with a tee shot up the right-center of the fairway, avoiding the bunker.*

*A well placed lay-up shot will leave you with a downhill approach to a green that is guarded by obstacles to your front and left.*

*Par here is an excellent score.*





# 12

Par 4

Position 5 -	381
Position 4 -	355
Position 3 -	340
Position 2 - M -	278
Position 2 - W -	278
Position 1 -	278

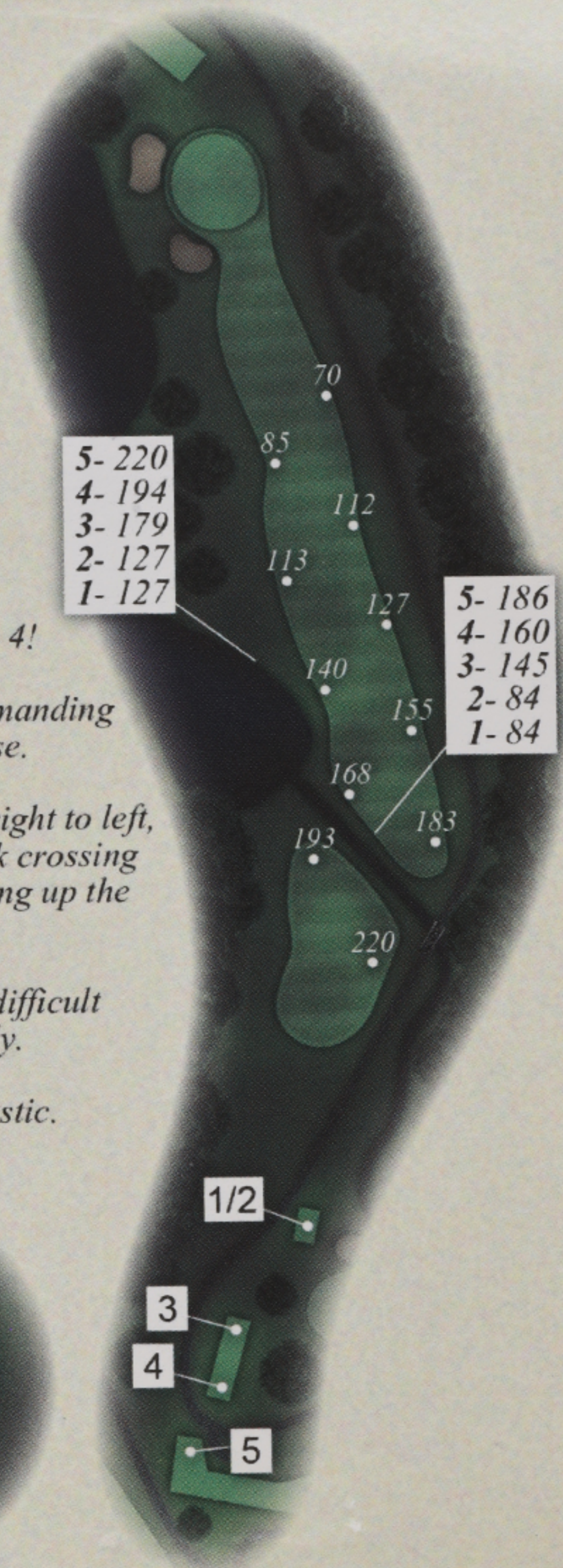
*Don't be fooled by the yardage of this short par 4!*

*This may be the most demanding tee shot on the golf course.*

*It must be worked from right to left, but be aware of the creek crossing the fairway and continuing up the left side.*

*This green is extremely difficult because it slopes severely.*

*Two putts here are fantastic.*





# 13

Par 3

Position 5 -	174
Position 4 -	174
Position 3 -	162
Position 2 - M -	149
Position 2 - W -	149
Position 1 -	149

5-	190
4-	190
3-	182
2-	164
1-	164

5-	154
4-	154
3-	146
2-	128
1-	128

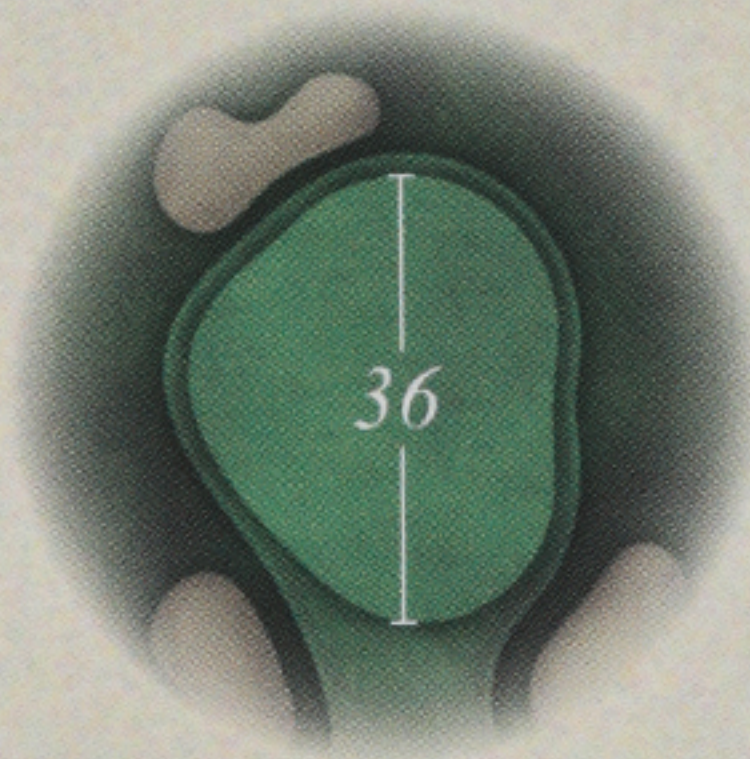

*This medium length par three is guarded by a creek in front, bunkers, and exotic animals.*

*After knocking your mid iron into the center of this very large green, enjoy the view of giraffes, llamas, and many other animals to the right of the tee box.*

*If you miss this green right you will be in a "jungle."*

1/2
3
4/5

36







# 14

Par 5

Position 5 -	539
Position 4 -	539
Position 3 -	510
Position 2 - M -	472
Position 2 - W -	472
Position 1 -	348

*This short par 5's tee shot is extremely narrow with O.B. to the right.*



*The ideal shot is left to right.*

*Long hitters can give this green a run in two.*

*However, missing left or right could spell disaster.*

*Laying up will leave you a simple shot to a flat green guarded by two fronting bunkers.*

*Let's get a birdie here.*





# 15

## Par 4

Position 5 -	428
Position 4 -	428
Position 3 -	409
Position 2 - M -	311
Position 2 - W -	311
Position 1 -	311

*This demanding dogleg right par 4 commands a well struck tee shot that should be worked from left to right.*

*Longer hitters can attempt to cut the corner by going over the trees.*

*Finding the fairway is the real challenge here.*

*Once you get on the green, it is fairly flat and unguarded.*

69  
97  
127  
155  
184  
212  
241

85  
114  
142  
169  
198  
224  
250

1/2

3

4/5

28



# 16

## Par 4

Position 5 -	407
Position 4 -	337
Position 3 -	337
Position 2 - M -	326
Position 2 - W -	326
Position 1 -	245

*The ideal tee shot on this dogleg left par 4 is up the right side of the fairway.*

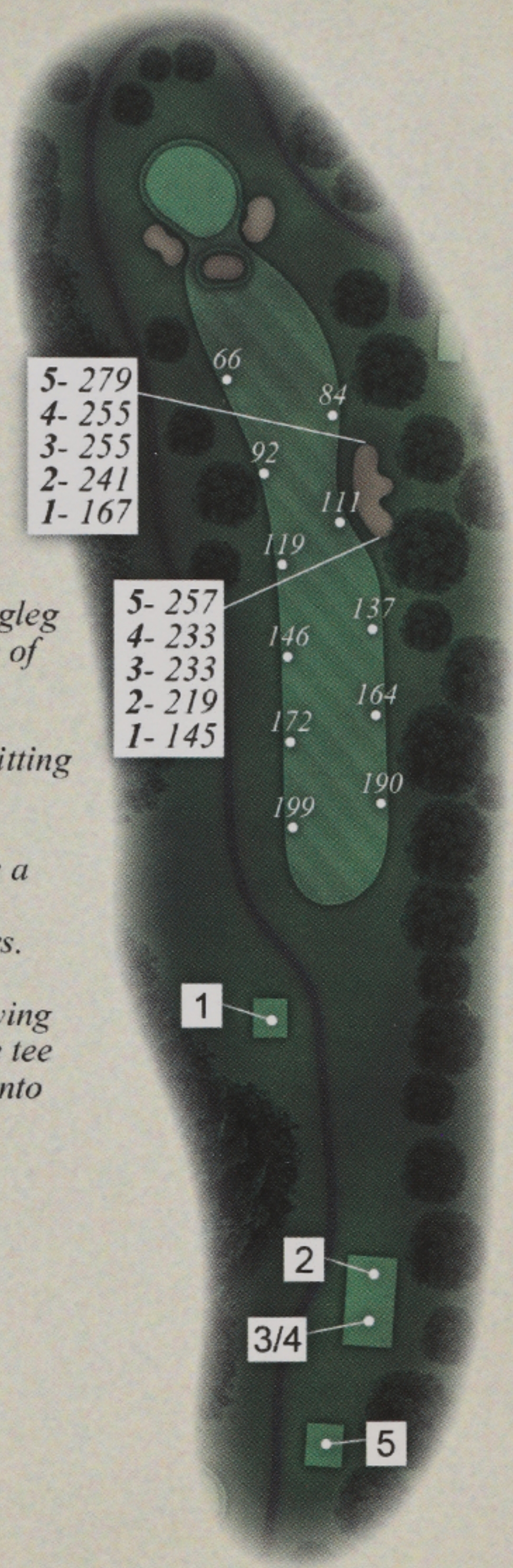
*Players have the option of hitting driver close to this green.*

*This option, however, leaves a tricky pitch shot to a green guarded by two deep bunkers.*

*The more prudent play is laying back about 220 yards off the tee which will leave a full shot into the green.*

5-	279
4-	255
3-	255
2-	241
1-	167

5-	257
4-	233
3-	233
2-	219
1-	145





# 17

Par 5

Position 5 -	666
Position 4 -	618
Position 3 -	545
Position 2 - M -	482
Position 2 - W -	482
Position 1 -	438


*The last par 5 at Squaw Creek can be the toughest.*

*Be sure to avoid O.B. right off the tee.*

*The layup area on this hole is rather generous.*

*Two good shots in the center of the fairway leaves a mid to short iron approach to a very complex green.*

*Any approach shot that lands on the front portion of this green will spin back into the fairway.*





# 18

Par 3

Position 5 -	200
Position 4 -	175
Position 3 -	145
Position 2 - M -	130
Position 2 - W -	132
Position 1 -	77

*Our finishing hole at Squaw Creek is a medium length par 3.*

*Your tee shot must carry water and avoid the trap to the right.*

*Simply hitting this green is not good enough.*

*This very large, 2 tiered putting surface can leave you with some extremely difficult putts.*

*Make par, shake hands and come inside for an excellent meal in our grille room.*

5- 184  
4- 159  
3- 137  
2- 118  
1- 58

5- 211  
4- 186  
3- 164  
2- 153  
1- 89

1

2

3

4

5

28

