



AVALON

Buhl Park



Course Map

Tee	Yardage	Slope Rating
4	6369	131 / 71
3	6122	132 / 69.9
2 M	5256	122 / 66
2 W	5256	125 / 71.1
1	4685	123 / 70.7





Buhl Park is a classic country club golf course that plays from 5450 yards to 6369 yards.

USGA Rules of Golf And The Following Local Rules Govern All Play -

- Embedded Ball Rule shall be played through the green.*
- Out of Bounds is defined by white stakes and all perimeter fencing around the outside of the golf course.*
- All water hazards are deemed lateral and are defined by the break in the terrain leading to the water.*
- Free relief is given from all staked trees, landscaped areas, flower beds, and tire ruts.*
- Cart paths and roads are immovable obstructions. Proper relief may be taken.*
- Please replace all divots, fix ball marks, and rake used bunkers.*
- Players should play at a good pace. It's the group's responsibility to keep up with the group ahead.*
- Play the appropriate tees for your skill level.*

All sprinkler heads marked in this book are measured to the middle of the green, and are indicated with a white dot (○).



1

Par 4

4-	247
3-	225
1-	212

4-	230
3-	208
1-	195

Position 4 -	360
Position 3 -	338
Position 2 - M -	325
Position 2 - W -	325
Position 1 -	284

125
127
147
151
170
174
194
199

4-	188
3-	166
1-	153

Our opening hole is a dogleg right, par 4 with fairway bunkers left and right.

Out of bounds also guards the right side.

A well placed tee shot will set up a mid to short iron to the first of 18 small greens.

Hit the center of the green and have a flat putt for birdie to start your day.

1	
3	
4	





2

Par 4

Position 4 -	410
Position 3 -	410
Position 2 - M -	330
Position 2 - W -	330
Position 1 -	278


One of the longer par 4s on the course, this hole offers a generous landing area for your tee shot.

The ideal approach to this well-bunkered green is from the right center of the fairway.

Be careful if the pin is back left!

If you're going to miss, miss short.

This is something to remember for most of this course.





3

Par 4

Position 4 -	399
Position 3 -	390
Position 2 - M -	366
Position 2 - W -	366
Position 1 -	272

This hole is a straightforward par 4 with a blind tee shot.

Avoid mounding on the right of fairway.

A nice drive will leave a mid to short iron to a green that slopes from left to right.

Two bunkers flank this green.

If avoided, a par can be had.

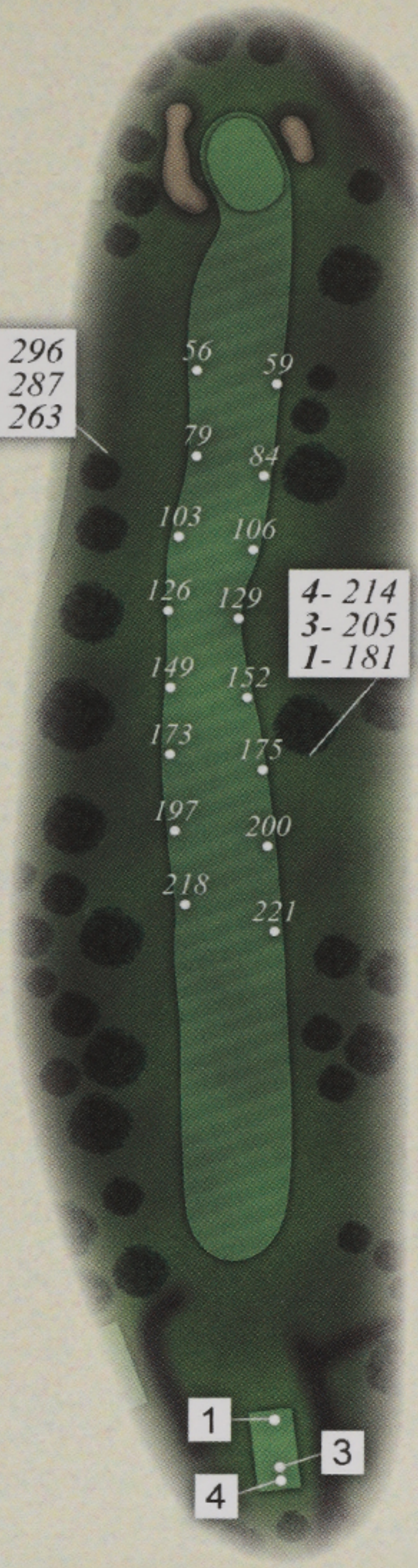
4- 296
3- 287
1- 263

56 59
79 84
103 106
126 129
149 152
173 175
197 200
218 221

4- 214
3- 205
1- 181



1 3
4





4

Par 3

Position 4 -	143
Position 3 -	132
Position 2 - M -	97
Position 2 - W -	97
Position 1 -	97

The first of our 5 par 3s is on the shorter side.

Your tee shot over a ravine should be aimed at the center of this petite green.

A bunker guards the front right of the putting surface.

Be cautious with your putter, this green can be deceptive.





5

Par 4

Position 4 -	364
Position 3 -	355
Position 2 - M -	335
Position 2 - W -	335
Position 1 -	268

This hole is a challenging, dogleg right par 4.


It is best played with a fairway wood or long iron aimed towards the lone birch tree.

More aggressive players can try to bite off some of the dogleg with a driver.

However, missing straight or right could make this hole more difficult than it has to be.

The green is well bunkered, yet somewhat flat.

130 128
154 152
176 175
199 197
222 221





6

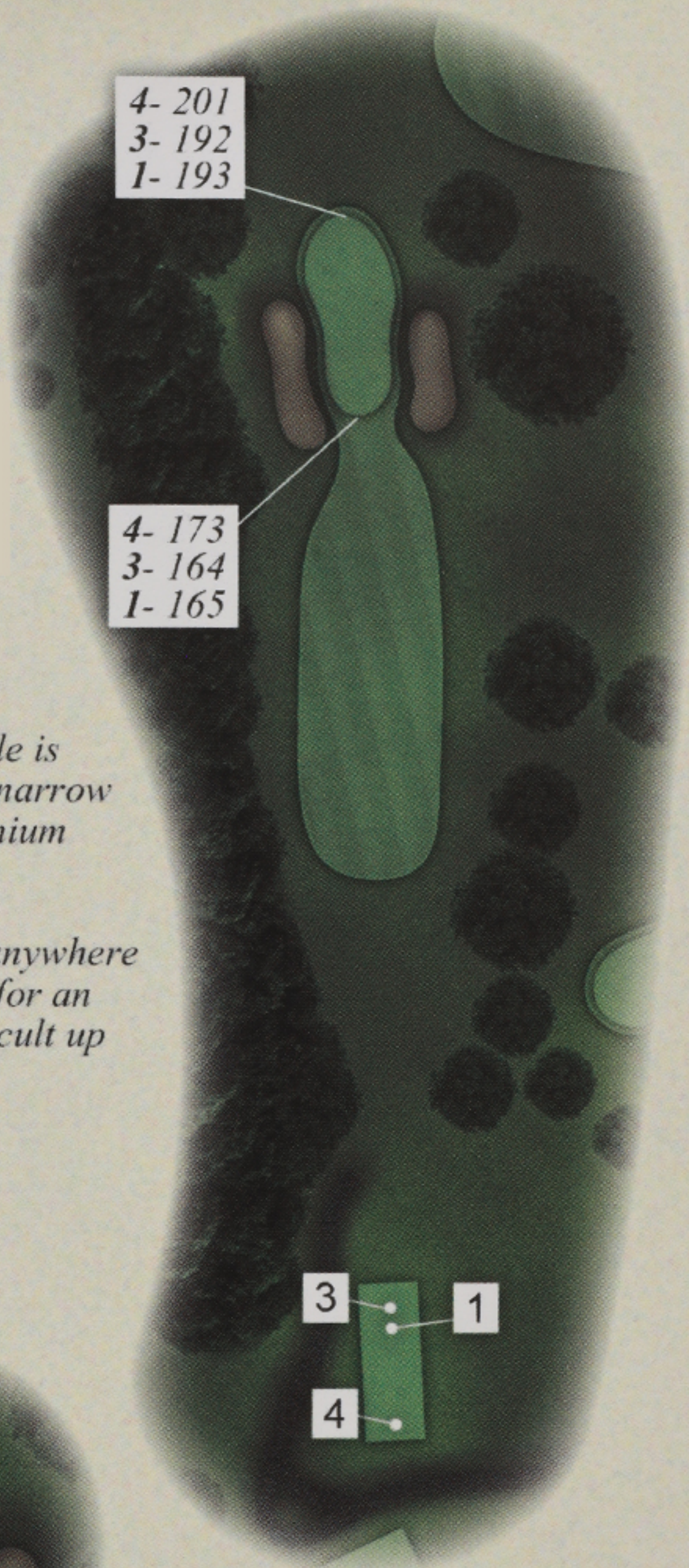
Par 3

Position 4 -	190
Position 3 -	181
Position 2 - M -	177
Position 2 - W -	177
Position 1 -	142

A long par 3 with nowhere to miss, the green on this hole is extremely long and narrow which places a premium on accuracy.

Missing this green anywhere but short will make for an extraordinarily difficult up and down.

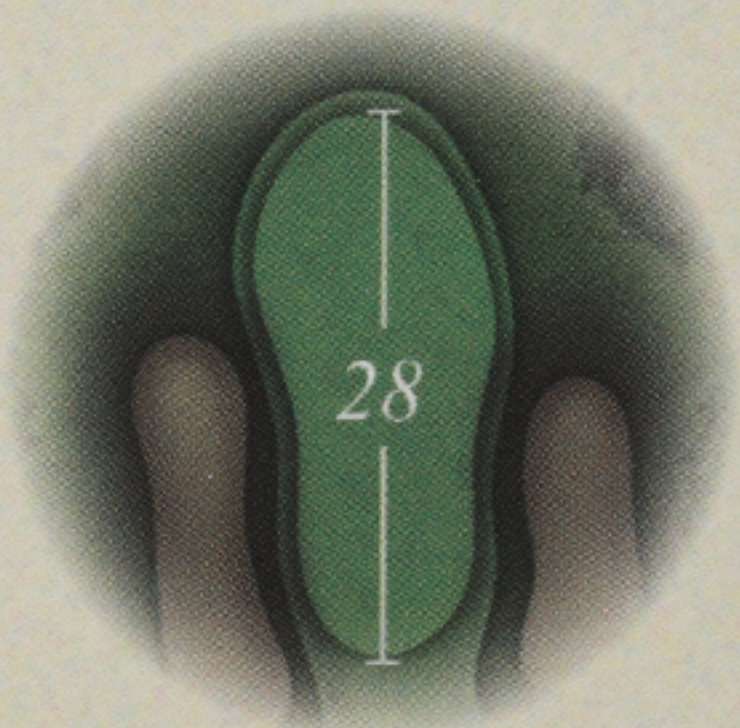
Par on this hole is a great score.



4- 201
3- 192
1- 193

4- 173
3- 164
1- 165

3 1
4



28



7

Par 5

- Position 4 - 515
- Position 3 - 510
- Position 2 - M - 455
- Position 2 - W - 455
- Position 1 - 455

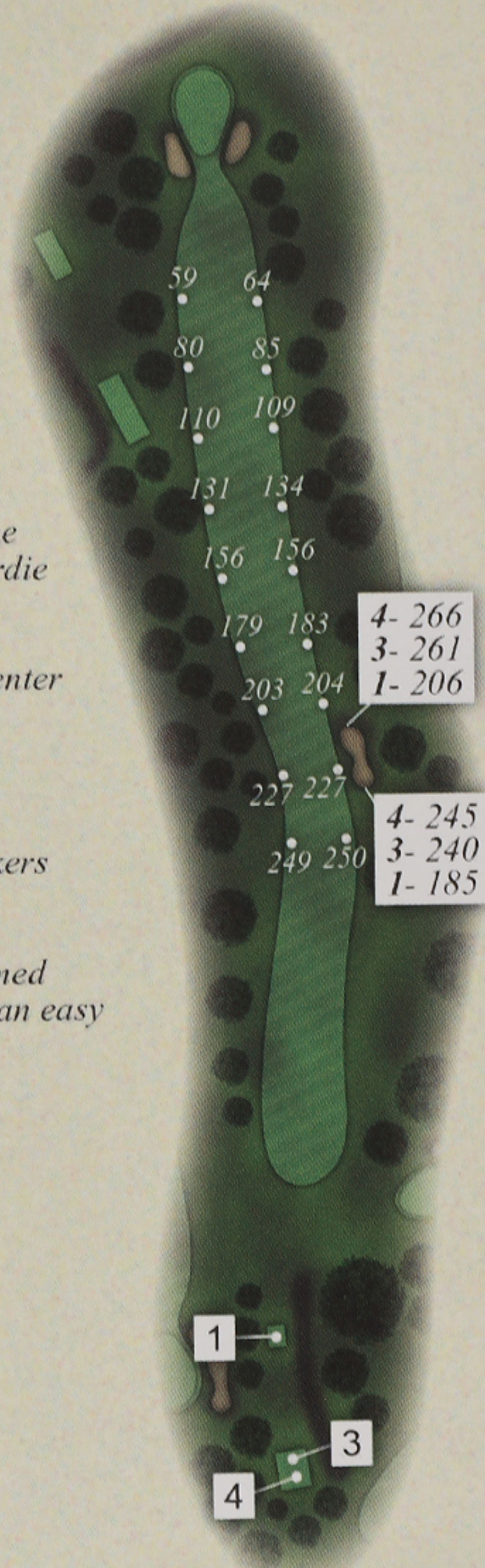
The lone par 5 on the front nine is your best opportunity for birdie on this side.

A good tee shot up the right-center of the fairway will leave long hitters an opportunity to get home in two.

Avoiding the two fairway bunkers on the right is a must.

A blind 2nd shot should be aimed towards the left side to set up an easy approach.

Be careful of bunkers left and right and O.B. long.





8

Par 4

Position 4 -	406
Position 3 -	400
Position 2 - M -	245
Position 2 - W -	245
Position 1 -	245

Buckle up! This hole begins a stretch of four challenging holes.

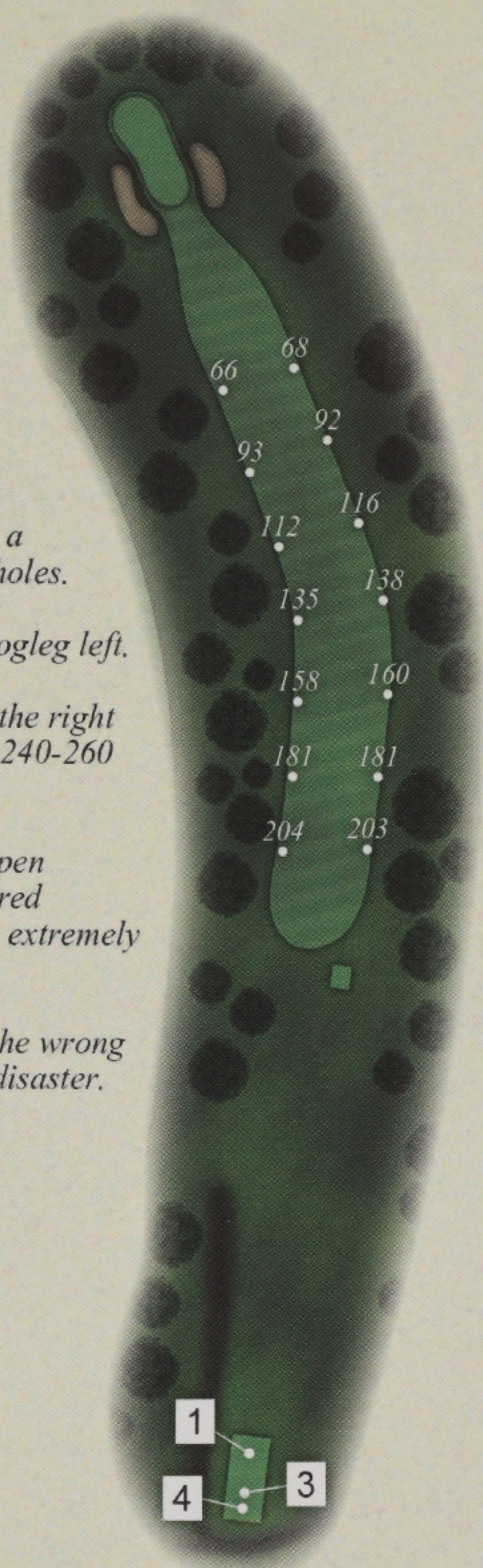
This long par 4 is a slight dogleg left.

The best tee shot will be up the right side of the fairway between 240-260 yards.

This will help to set up an open approach to this well bunkered two-tiered green that slopes extremely from back to front.

Leaving your approach on the wrong tier could lead to a putting disaster.

Birdies are rare here.





9

Par 4

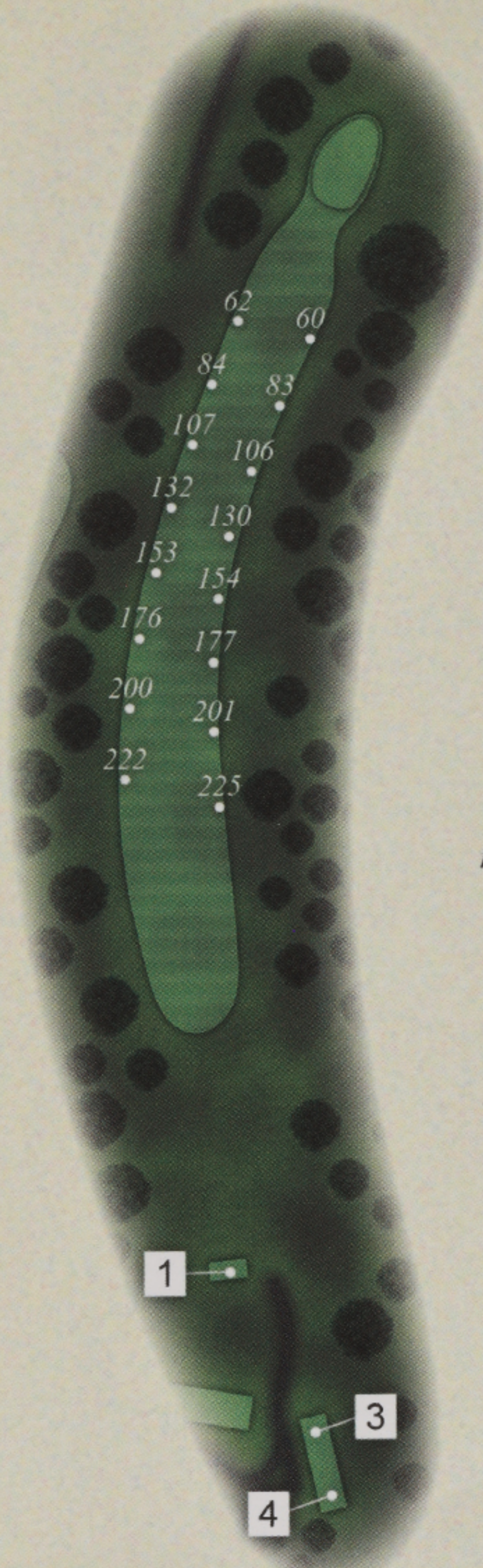
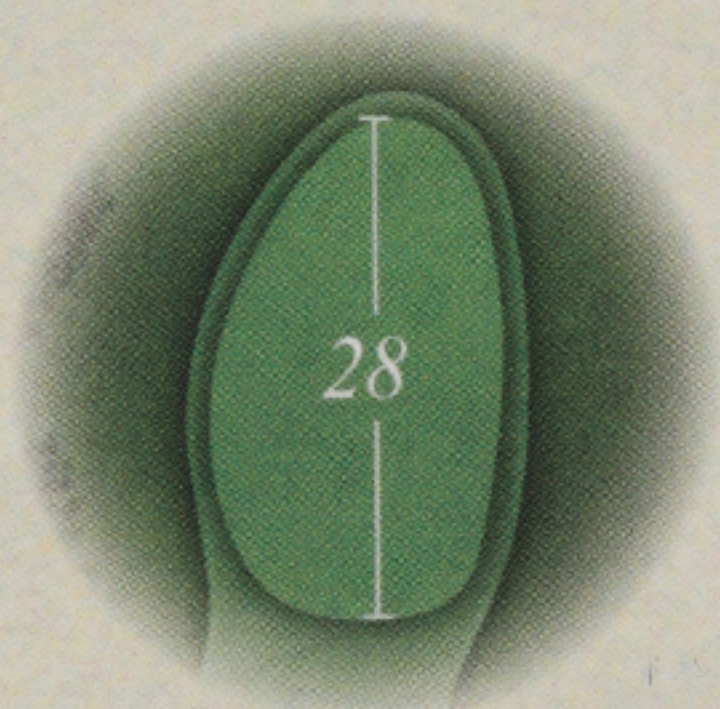
Position 4 -	420
Position 3 -	411
Position 2 - M -	352
Position 2 - W -	352
Position 1 -	308

Your tee shot on this par 4 should be shaped from left to right.

Long hitters can try to cut the corner.

However, missing left or right will leave you in a tall stand of timber.

After driving up the middle of the fairway, your approach with a mid to long iron is to one of the few unguarded greens.





10

Par 5

Position 4 -	569
Position 3 -	531
Position 2 - M -	440
Position 2 - W -	440
Position 1 -	374

The longest of our par 5s plays uphill off of the tee.

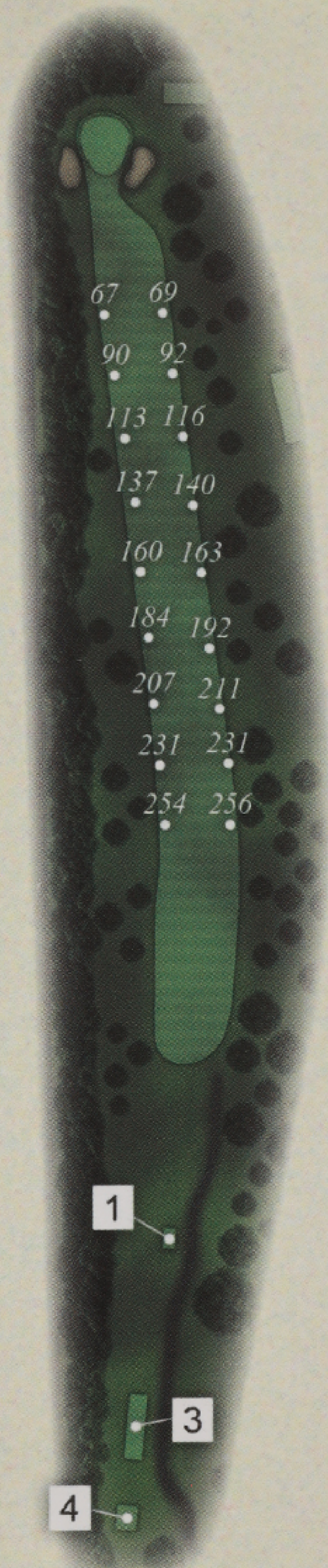
The best position with your tee ball is up the right-center of the fairway.

Be careful! O.B. runs along the entire left side of this hole.

A well placed lay-up in the middle of the fairway should leave a short iron approach to a green that slopes severely from back to front.

Anything above the hole is dead.

Good Luck.





11

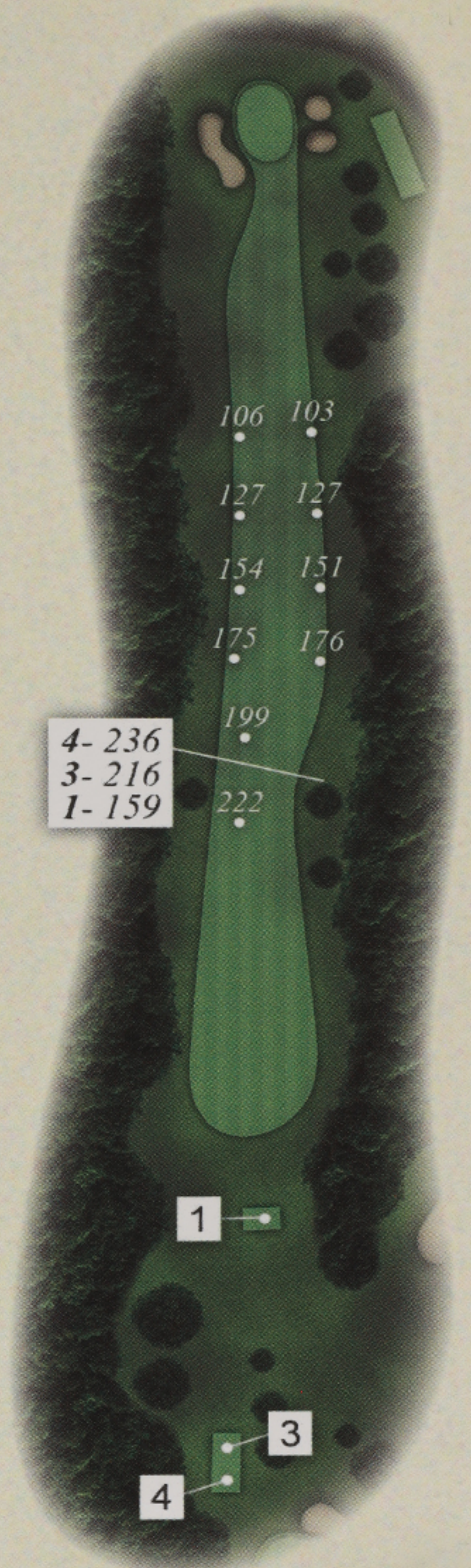
Par 4

Position 4 -	437
Position 3 -	417
Position 2 - M -	350
Position 2 - W -	350
Position 1 -	350

A long straightforward par 4 with O.B. up the entire left side of the hole.

A tee shot down the middle of the fairway will set you up with a mid to long iron approach to a well-bunkered green.

Two good shots will leave you with a flat putt for birdie.





12

Par 5

Position 4 - 569

Position 3 - 531

Position 2 - M - 440

Position 2 - W - 440

Position 1 - 374

Number 12 is a great scoring opportunity after playing the last 4 holes.

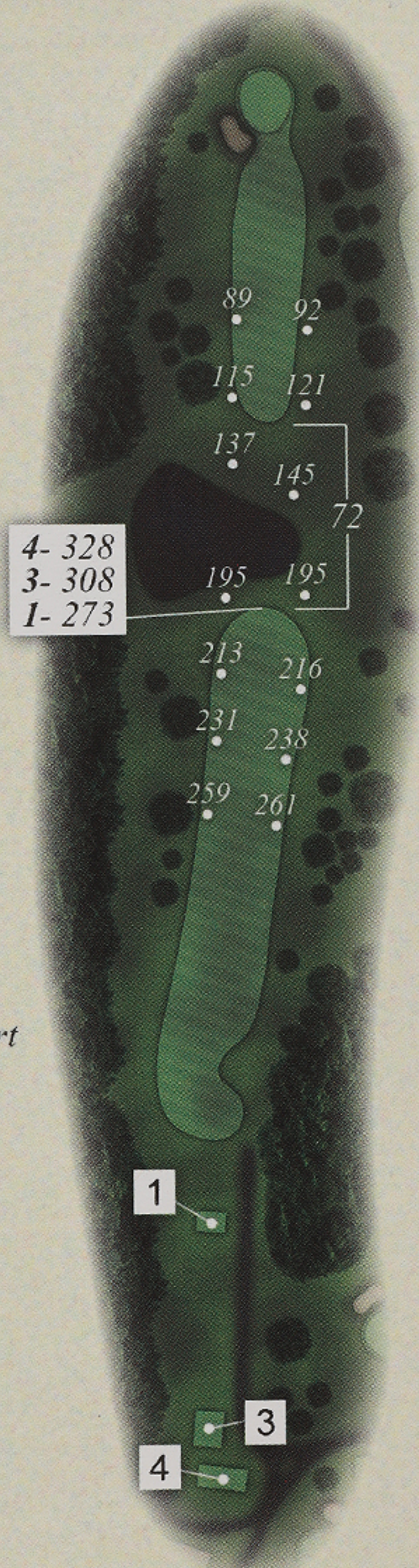
A good tee shot will leave you with a chance to reach this par 5 in two.

Long hitters beware of the lake in the left-center of the fairway.

Also, O.B. guards the length of the left side of this hole.

If you lay-up you will have a short wedge shot to small, flat green.

Avoid going long and birdie could be in your future.



4-	328
3-	308
1-	273

72

1

3

4





13

Par 4

Position 4 - 312

Position 3 - 306

Position 2 - M - 285

Position 2 - W - 285

Position 1 - 236

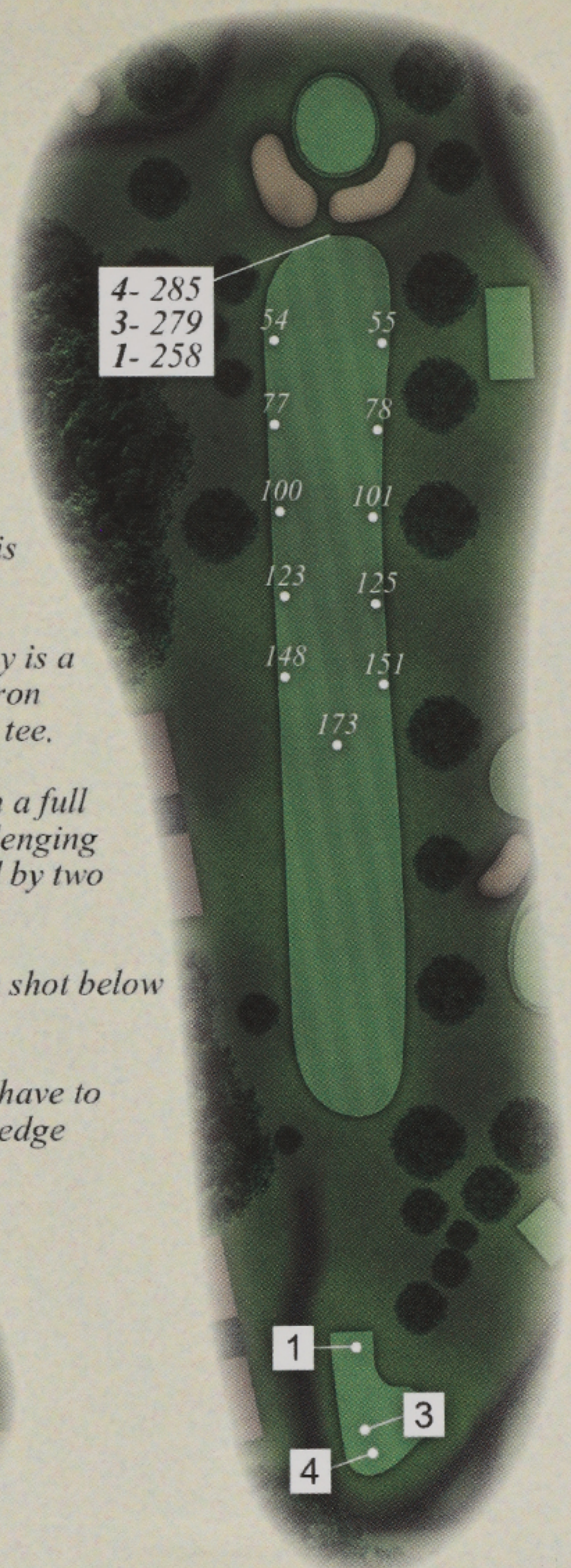
Long hitters have the opportunity to reach this short uphill par 4.

However, the smart play is a fairway wood or long iron about 220 yards off the tee.

This will leave you with a full shot into this very challenging green which is guarded by two bunkers short.

Leaving your approach shot below the hole here is a must.

If you don't... you may have to switch from putter to wedge for your 4th.





14

Par 3

Position 4 -	153
Position 3 -	148
Position 2 - M -	135
Position 2 - W -	135
Position 1 -	112

Dubbed by some Members as "the easiest par 5 on the course."

Looking at this short par 3 from the tee with merely a single bunker guarding the right side, offers no sense of urgency.

Conversely, this TINY green is very difficult to hit, as it almost always plays into the prevailing wind.

Missing anywhere but short could give your wedge a workout.

Par here is excellent!

4- 166
3- 161
1- 148

4- 143
3- 138
1- 125



23



15

Par 4

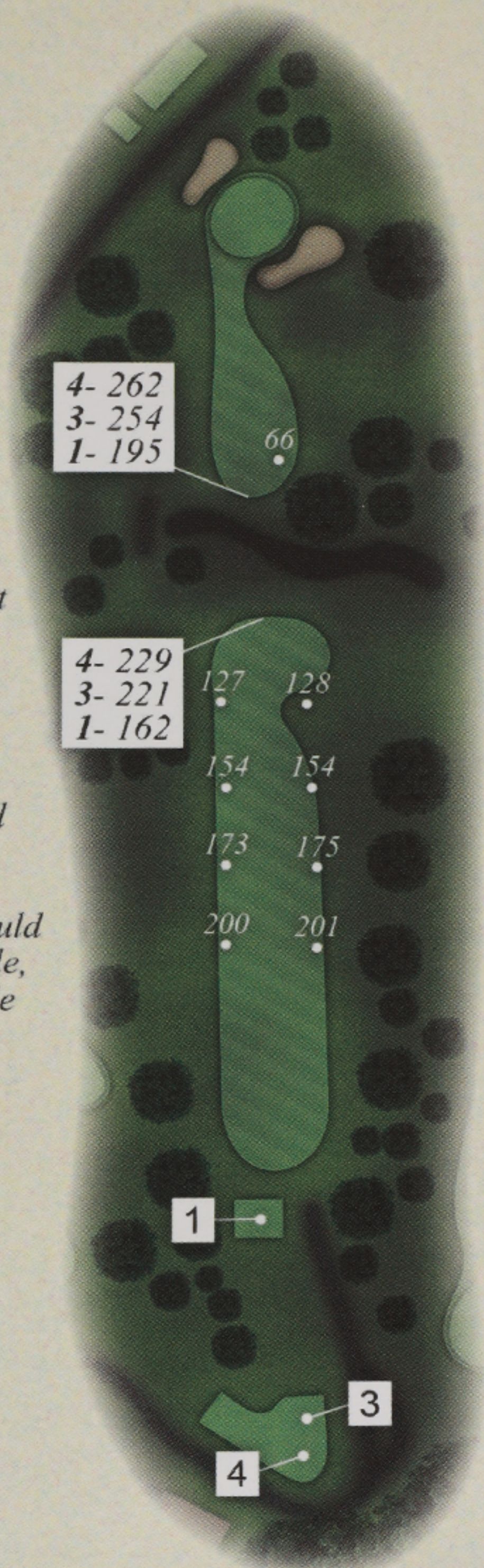
Position 4 -	343
Position 3 -	335
Position 2 - M -	273
Position 2 - W -	273
Position 1 -	273

Options here: This risk-reward par 4 can be played with either a driver that must carry 250 yards over a creek, or a layup with a long iron.

The layup shot must be up the left side to avoid being blocked out by a cluster of trees.

Your uphill approach shot should be played to stay below the hole, also avoiding the two greenside bunkers.

This green is the most challenging on the course.





16


Par 3

Position 4 -	209
Position 3 -	201
Position 2 - M -	178
Position 2 - W -	178
Position 1 -	137

This long par 3 of over 200 yards plays slightly downhill.

With the green being guarded by two bunkers, be careful placing your shot to the right.

Because of the severe slope, the green tends to run away from you.





17

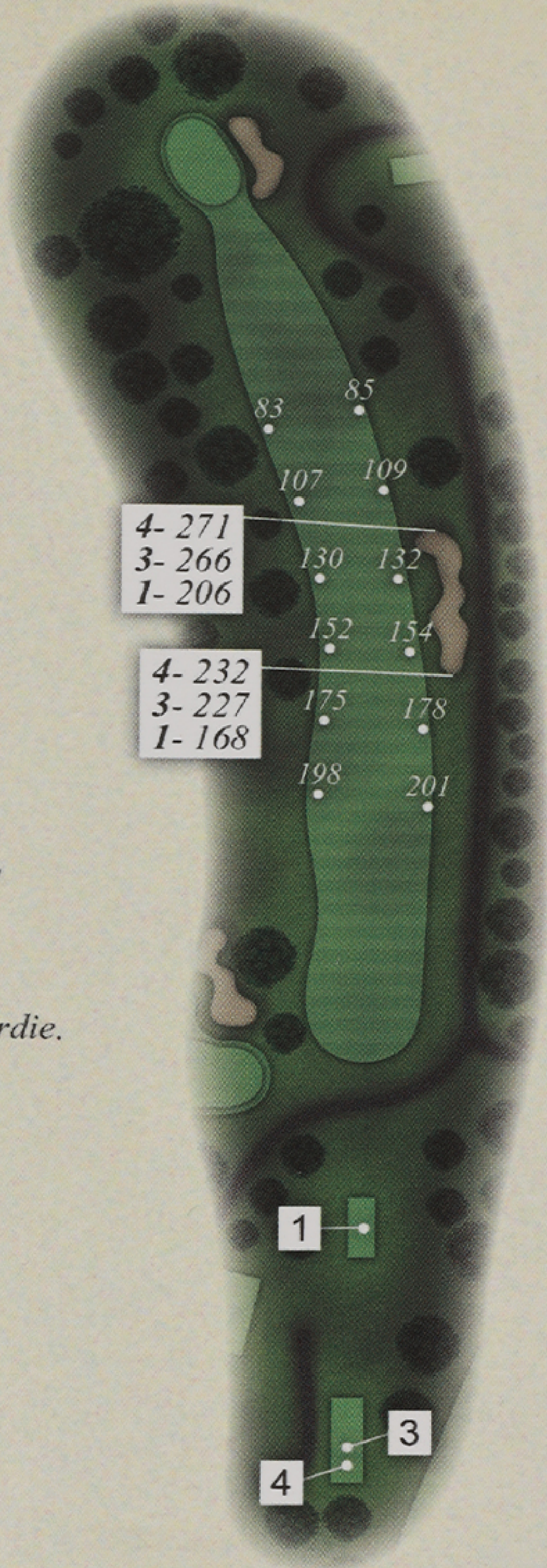
Par 4

Position 4 -	388
Position 3 -	382
Position 2 - M -	350
Position 2 - W -	350
Position 1 -	350

This par 4, dogleg left has O.B. and a fairway bunker positioned up the right side.

Your mid to short iron approach to a long, narrow green should avoid the bunker on the right and a severe slope behind.

Two accurate shots will leave you a good look at birdie.





18

Par 3

Position 4 -	221
Position 3 -	165
Position 2 - M -	88
Position 2 - W -	88
Position 1 -	88

You will finish on this newly designed par 3 where water has been added left and short of the green.

With a mid to long iron, many players bail out right to avoid bringing water back into to play on your 2nd shot.

Hit the green, make the putt, and come enjoy our beautiful clubhouse with every amenity you can think of.

