



AVALON

*Avalon Lakes*



# Course Map

Tee	Yardage	Slope Rating
5	7287	135 / 75.7
4	6793	131 / 73.4
3	6634	130 / 71.2
2 M	5540	124 / 67.3
2 W	5540	129 / 72.4
1	4870	122 / 68.4





*Avalon Lakes is one of the premier golf courses in the world, designed by legendary golf course architect, Pete Dye.*

### ***USGA Rules of Golf And The Following Local Rules Govern All Play -***

- Embedded Ball Rule shall be played through the green.*
- Out of Bounds is defined by white stakes and all perimeter fencing around the outside of the golf course.*
- All water hazards are deemed lateral and are defined by the break in the terrain leading to the water. Rock walls are considered to be inside the hazard.*
- Free relief is given from all staked trees, landscaped areas, flower beds, and tire ruts.*
- Cart paths and roads are immovable obstructions. Proper relief may be taken.*
- Please replace all divots, fix ball marks, and rake used bunkers.*
- Players should play at a good pace. It's the group's responsibility to keep up with the group ahead.*
- Play the appropriate tees for your skill level.*

***All sprinkler heads marked in this book are measured to the middle of the green, and are indicated with a white dot ( ○ ).***



# 1

## Par 4

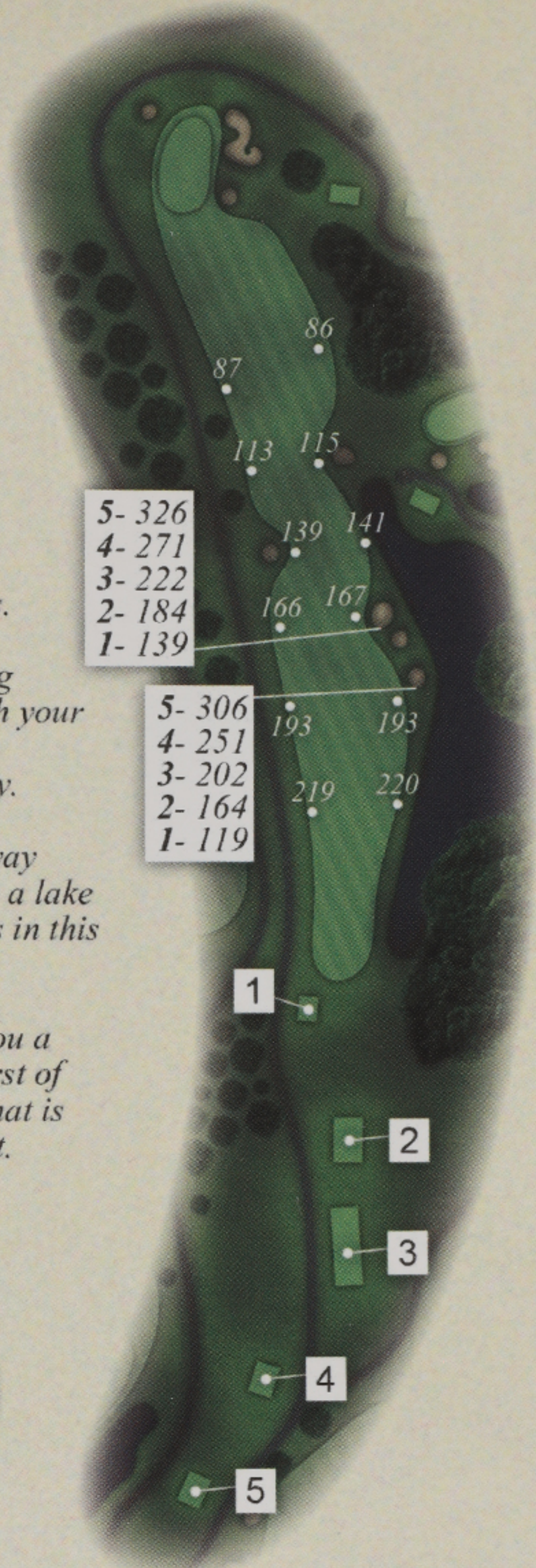
Position 5 -	496
Position 4 -	445
Position 3 -	394
Position 2 - M -	356
Position 2 - W -	356
Position 1 -	306

*Welcome to Avalon Lakes.*

*The opening hole is a long dogleg left par 4, in which your ideal tee shot is up the right-center of the fairway.*

*Be sure to avoid the fairway bunkers on the right, also a lake will catch errant tee shots in this direction.*

*A good drive will leave you a mid-to-long iron to the first of many diabolical greens that is well-bunkered to the right.*





# 2


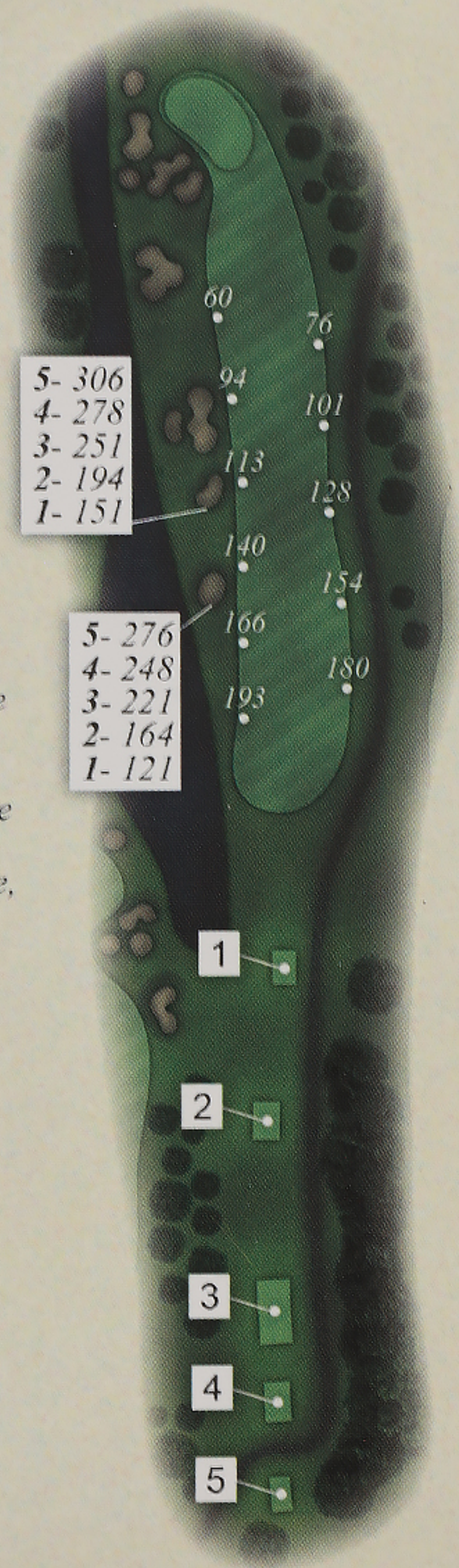
## Par 4

Position 5 -	428
Position 4 -	400
Position 3 -	370
Position 2 - M -	312
Position 2 - W -	312
Position 1 -	270

*This medium length par 4 has bunkers and water guarding the entire left side.*

*A well-placed tee shot will leave you a mid to short iron into a green that can be very receptive, or very difficult, depending on where the hole is cut.*

*Hitting the center of the green is a good idea.*





# 3

## Par 5

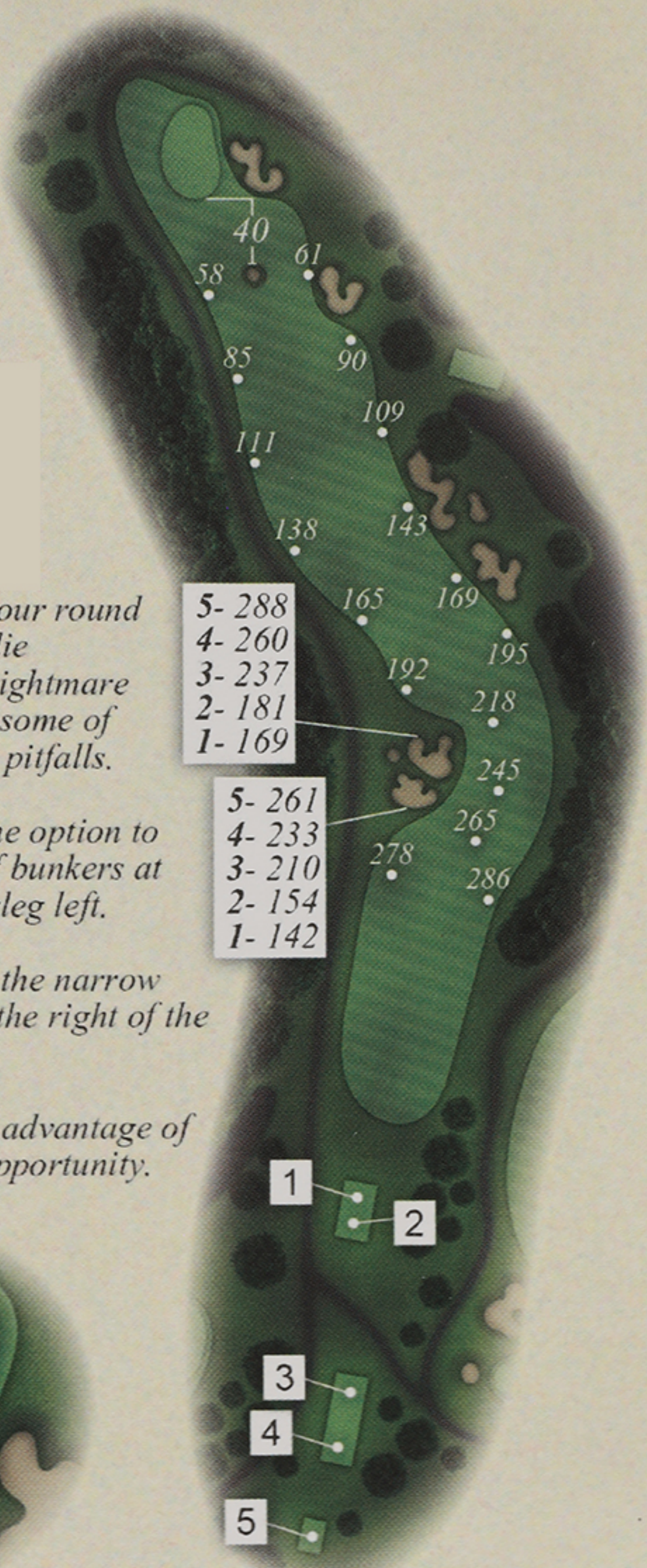
Position 5 -	542
Position 4 -	502
Position 3 -	490
Position 2 - M -	425
Position 2 - W -	425
Position 1 -	414

*The first par 5 of your round can be a great birdie opportunity, or a nightmare if you fail to avoid some of Pete Dye's famous pitfalls.*

*A long hitter has the option to carry the cluster of bunkers at the turn of this dogleg left.*

*All others must hit the narrow strip of fairway to the right of the bunkers.*

*On the green, take advantage of this rare scoring opportunity.*





# 4

## Par 3

Position 5 -	188
Position 4 -	169
Position 3 -	153
Position 2 - M -	138
Position 2 - W -	138
Position 1 -	127

*The first par 3 looks rather simple from the tee and on the scorecard, as it only plays 168 yards.*

*However, the green complex on this short hole is the most deceiving on the course - not to mention the bunkering right and elevated green, which makes getting up and down extremely difficult.*

*3 on this hole should leave you walking off the green with a smile on your face.*

5- 210  
4- 198  
3- 181  
2- 171  
1- 138

5- 175  
4- 163  
3- 147  
2- 135  
1- 102





# 5

## Par 4

Position 5 -	343
Position 4 -	315
Position 3 -	290
Position 2 - M -	236
Position 2 - W -	236
Position 1 -	236

*This short par 4 is accessible by long hitters in one shot - all others should lay up in this fairway, being careful to avoid the group of bunkers on the left and the pot bunker positioned in the middle.*

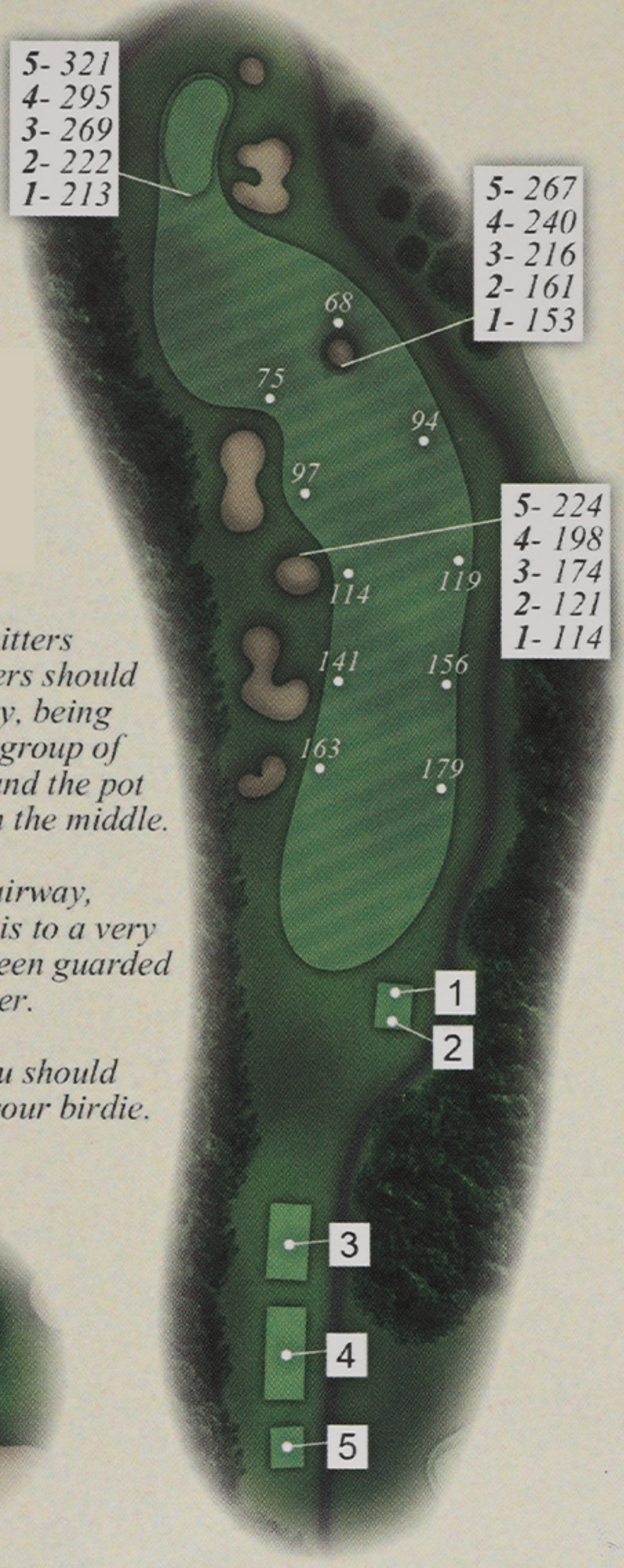
*Once safely in the fairway, your approach shot is to a very narrow and deep green guarded by a greenside bunker.*

*2 good shots and you should have a flat putt for your birdie.*

5- 321  
4- 295  
3- 269  
2- 222  
1- 213

5- 267  
4- 240  
3- 216  
2- 161  
1- 153

5- 224  
4- 198  
3- 174  
2- 121  
1- 114







# 6

## Par 5

Position 5 -	598
Position 4 -	547
Position 3 -	504
Position 2 - M -	439
Position 2 - W -	439
Position 1 -	376

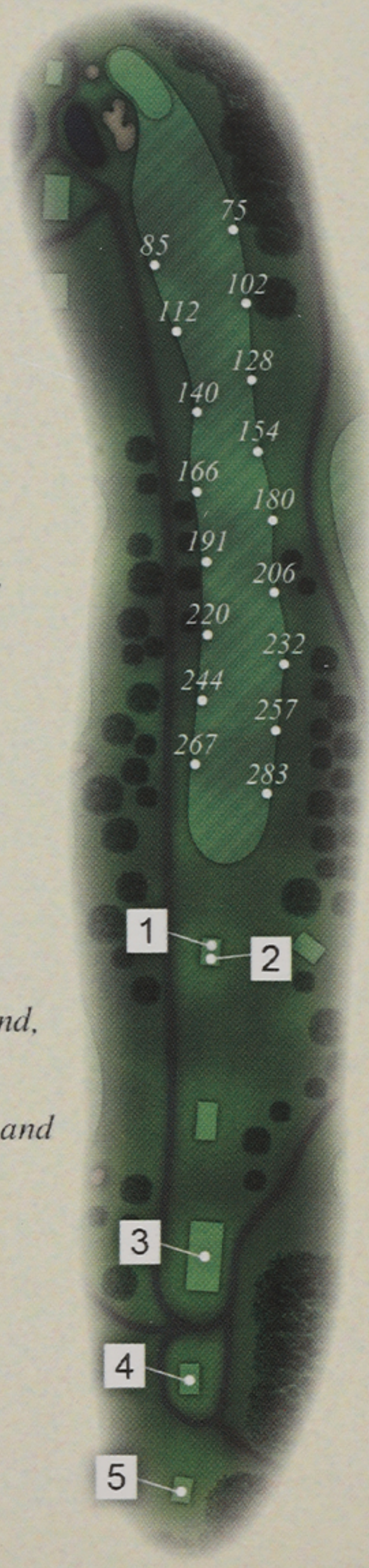
*This gently bending par 5 appears as tight as a hallway.*

*However, this is an optical illusion, and there is more room off this tee than one's eyes would believe.*

*A good tee shot up the right side opens up your layup to a generous landing area.*

*The approach shot is to a long, narrow green guarded by a small pond, and a group of 3 bunkers to the left.*

*Don't be fooled - play this hole well, and a birdie could be your reward.*





# 7

## Par 4

Position 5 -	460
Position 4 -	409
Position 3 -	376
Position 2 - M -	330
Position 2 - W -	330
Position 1 -	274

*This straightforward par 4 offers a wide fairway with a single bunker up the left side.*

*A solid drive will leave a mid-to-short iron into a mounded green that is guarded on the right by bunkers.*

*This green may not look very difficult, but subtle undulations have left more than one golfer scratching their heads.*

*Two-putt for a par and move on.*





# 8

## Par 3

Position 5 -	235
Position 4 -	200
Position 3 -	174
Position 2 - M -	139
Position 2 - W -	139
Position 1 -	130

5- 265
4- 231
3- 217
2- 167
1- 158

5- 207
4- 173
3- 159
2- 109
1- 100

### *Buckle Up!*


*This majestic peninsula par 3 is a real "beauty".*

*While aesthetically pleasing to the eye, it can be downright scary to play.*

*This hole can play from as short as 129 yards from our 1 tee, up to over 250 yards from our 5 tee, usually into the prevailing wind.*

*Water guards all but the right side of this very deep green, while the right is guarded by 4 large bunkers.*

*Unfortunately, there is no easy miss on this hole - just enjoy its beauty.*





# 9

## Par 4

Position 5 -	385
Position 4 -	368
Position 3 -	344
Position 2 - M -	319
Position 2 - W -	319
Position 1 -	297


*The closing hole on the front nine is a serpentine par 4 that serves up a little trouble at each turn.*

*A good tee shot with a long iron or fairway wood should avoid the grouping of bunkers to the right and left of this fairway.*

*A well-placed tee ball will leave you a short iron into a green that slopes in every direction, and is surrounded by water short, left and long left.*

5-	322
4-	295
3-	271
2-	246
1-	231

5-	273
4-	246
3-	222
2-	197
1-	182





# 10

Par 4

Position 5 -	404
Position 4 -	395
Position 3 -	385
Position 2 - M -	353
Position 2 - W -	353
Position 1 -	291

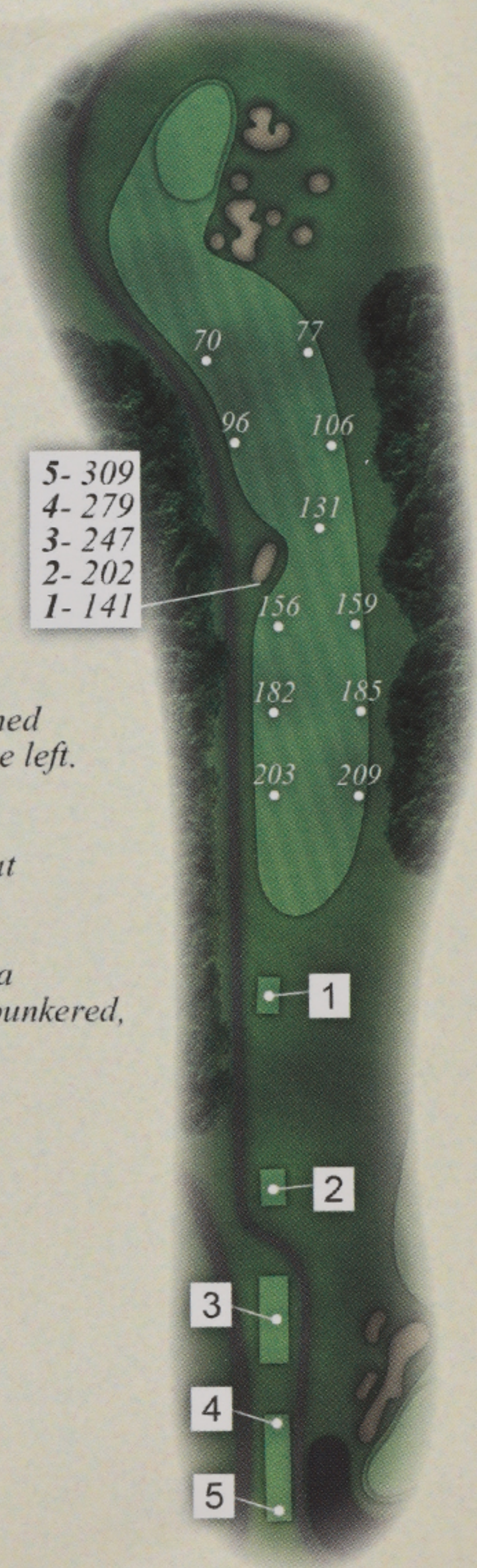

*Welcome to the back 9  
at Avalon Lakes.*

*This side opens with a tree lined  
par 4 that bends slightly to the left.*

*A generous landing area is  
guarded by only one bunker at  
the turn of this dogleg.*

*A solid tee shot should leave a  
mid-to-long iron into a well bunkered,  
two-tiered green.*

*Hitting to the proper tier  
could lead to a birdie.*





# 11

Par 5

Position 5 -	544
Position 4 -	512
Position 3 -	494
Position 2 - M -	484
Position 2 - W -	484
Position 1 -	443

*Take in the view on this beautiful par 5 - you should be able to see all the perils on this hole.*

*A good tee shot and this hole can be reached in two by the longer hitters, while most should lay-up to a comfortable yardage with their 2nd shot.*

*Your short approach shot to a relatively flat green should avoid the right side where bunkers and water lurk.*



5-	297
4-	264
3-	248
2-	221
1-	180

5-	260
4-	227
3-	211
2-	194
1-	147





# 12

## Par 3

5- 218  
4- 206  
3- 188  
2- 159  
1- 112

5- 177  
4- 165  
3- 147  
2- 118  
1- 71

Position 5 -	193
Position 4 -	186
Position 3 -	166
Position 2 - M -	114
Position 2 - W -	114
Position 1 -	98

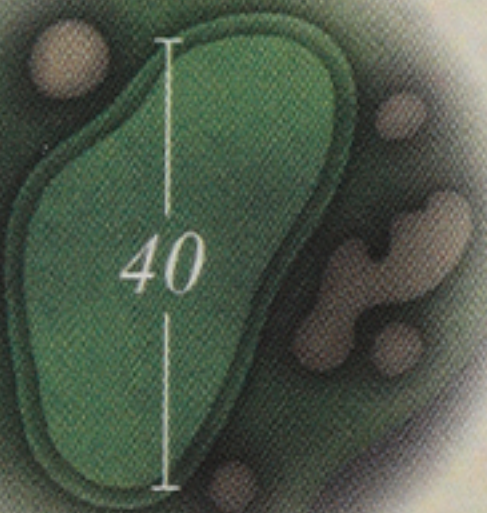


*This par 3 plays 174 yards from our 3 tees, but looks much shorter.*

*Trust the yardage and you should have no problem finding this large putting surface.*

*A misguided shot could find water or one of the many bunkers that protect this green.*

*A good tee shot could set you up for a well-deserved deuce.*





# 13

Par 4

Position 5 -	471
Position 4 -	452
Position 3 -	420
Position 2 - M -	332
Position 2 - W -	332
Position 1 -	251

5- 332  
4- 303  
3- 281  
2- 195  
1- 121

5- 284  
4- 255  
3- 233  
2- 147

5- 247  
4- 218  
3- 186  
2- 110

*Hitting the fairway on this long par 4 is of the highest priority.*

*Aim between the large mound up the left side and the bunker that guards the right side.*

*Once in the fairway, your approach shot with a mid-to-long iron is over water to a well-bunkered green.*

*This undulating green does not guarantee a 2 putt to anyone.*

*Par is a good score here.*







# 14

Par 5


Position 5 -	513
Position 4 -	491
Position 3 -	470
Position 2 - M -	386
Position 2 - W -	386
Position 1 -	382

*Yet another deceiving tee shot on this par 5 (thanks Mr. Dye).*

*Sand and water guard the right side of this dogleg right off the tee.*

*With a long tee shot, this par 5 can be had in two shots - but for most, the prudent play is a lay-up to the right side of the fairway.*

*This green is very narrow and wide - a well placed short iron will leave a makeable birdie putt.*



5- 300
4- 273
3- 258
2- 169
1- 165





# 15

Par 4


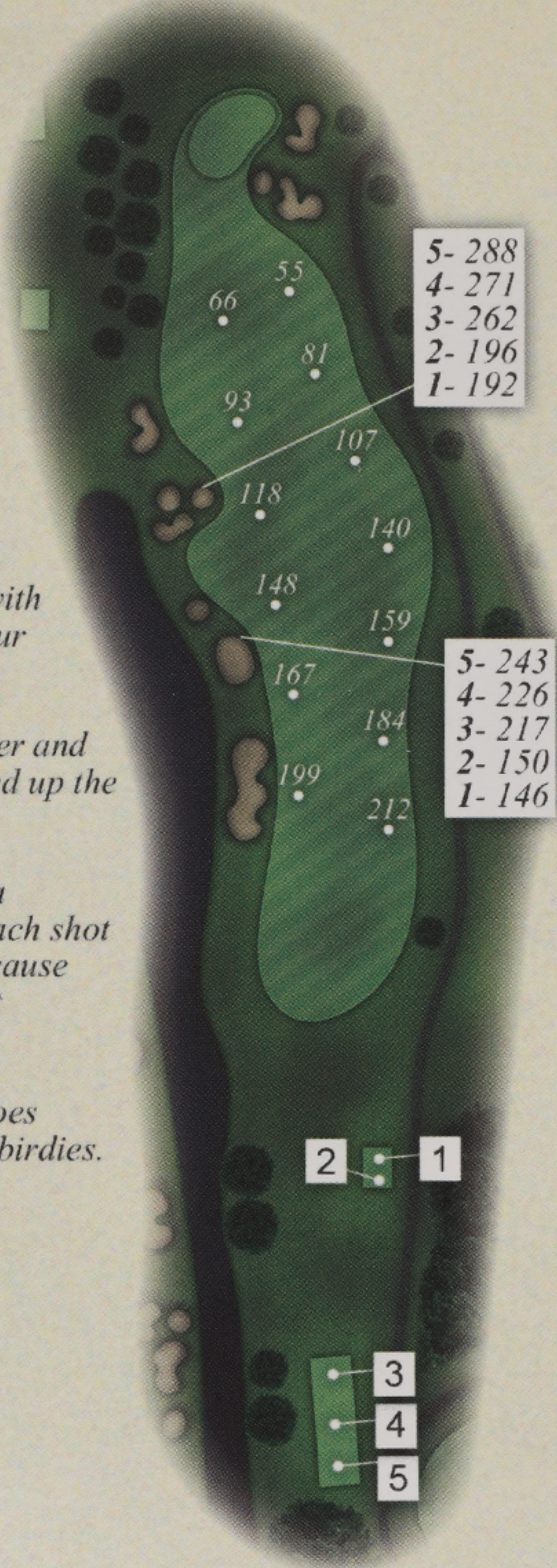
- Position 5 - 385
- Position 4 - 372
- Position 3 - 359
- Position 2 - M - 304
- Position 2 - W - 304
- Position 1 - 300

*A straight ahead par 4 with a ton of room to land your tee shot.*

*Be sure to avoid the water and fairway bunkers scattered up the left side.*

*A good drive will leave a mid-to-short iron approach shot that must be precise, because this green is the smallest on the course.*

*This undulating green does not give away too many birdies.*





# 16

Par 3


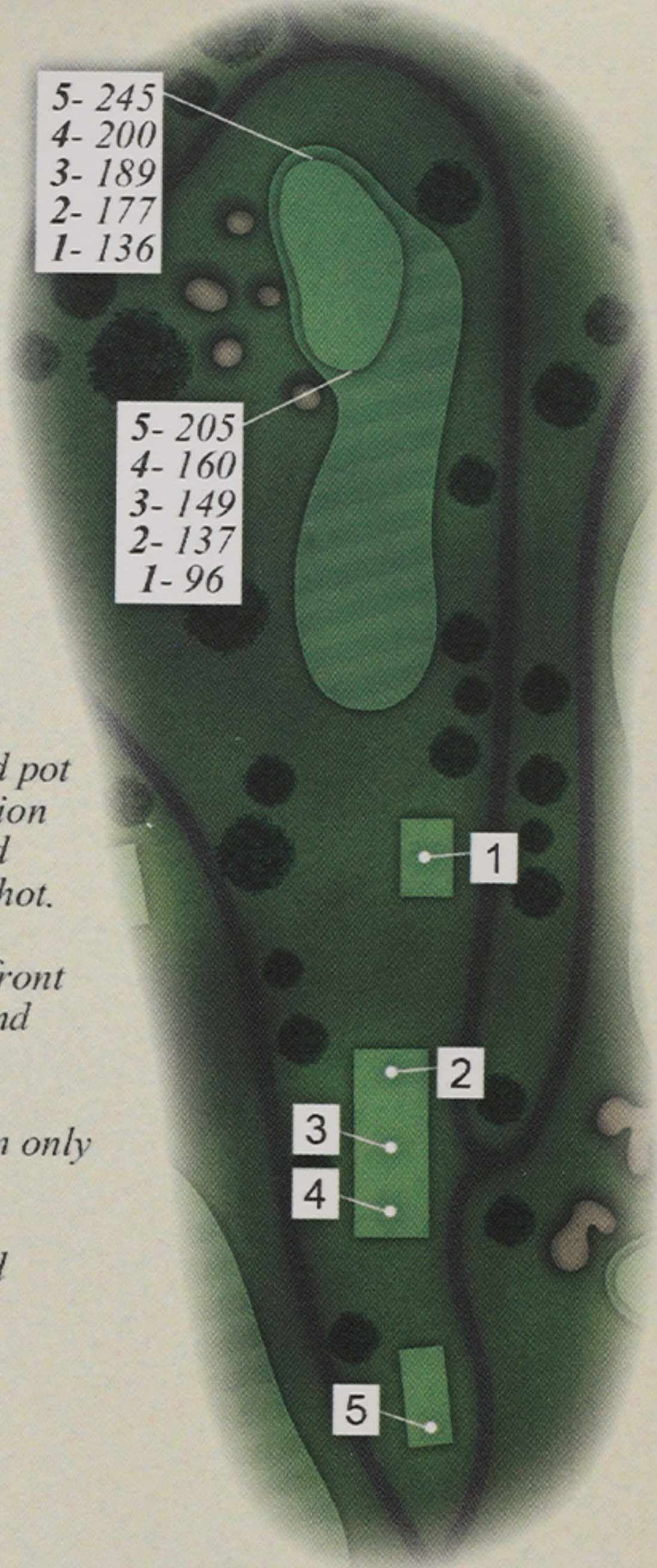
Position 5 -	212
Position 4 -	180
Position 3 -	169
Position 2 - M -	157
Position 2 - W -	157
Position 1 -	116

*This par 3 looks simple enough off the tee - however, the steep-faced pot bunkers left, and collection area to the right demand precision from this tee shot.*

*This green slopes from front to back, back to front, and left to right.*

*A flat putt is earned from only the best approaches.*

*Making 3 is always good here at #16.*





# 17


## Par 4

Position 5 -	402
Position 4 -	395
Position 3 -	371
Position 2 - M -	310
Position 2 - W -	310
Position 1 -	264

*The penultimate hole here at Avalon Lakes is a short but dangerous par 4.*

*Tee shots must be aimed up the left side, because anything right of center has a chance to roll into the lake that runs parallel to this entire hole.*

*A good approach will find the middle of the green where a delicate lag putt will earn you a well-deserved par.*





# 18

## Par 4

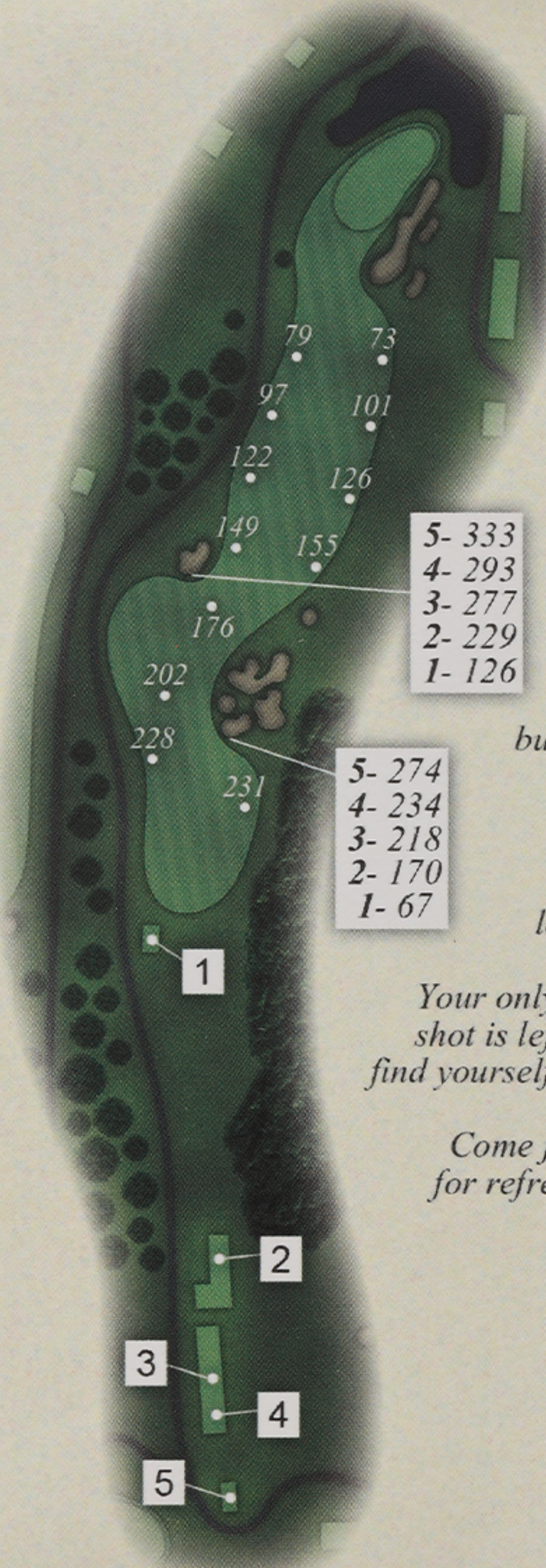
Position 5 -	488
Position 4 -	455
Position 3 -	435
Position 2 - M -	406
Position 2 - W -	406
Position 1 -	295

*This monster requires a tee shot up the left center of the fairway, avoiding the group of bunkers down the right side.*

*A well-placed drive here is only half the battle as you will be left with a long iron or fairway wood.*

*Your only miss with your approach shot is left - miss right and you will find yourself in one of 4 deep bunkers.*

*Come join us in our Grille Room for refreshments and a bite to eat.*



5-	333
4-	293
3-	277
2-	229
1-	126

5-	274
4-	234
3-	218
2-	170
1-	67

